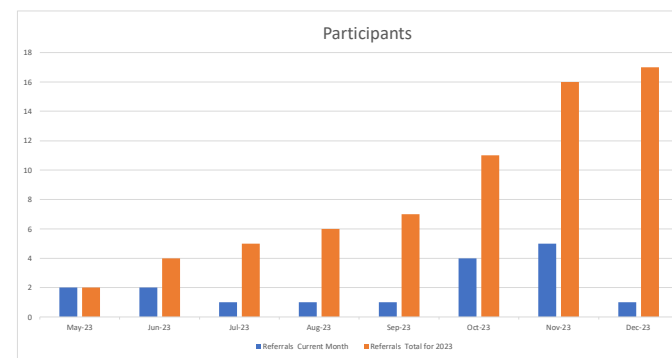
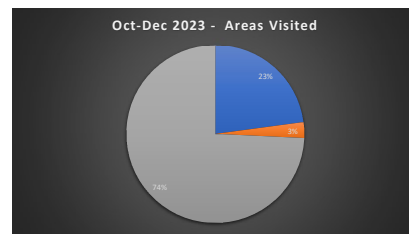
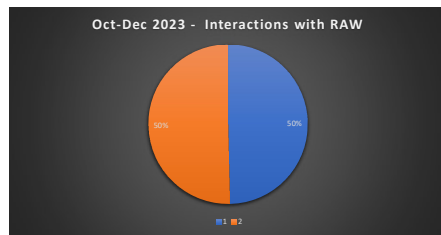
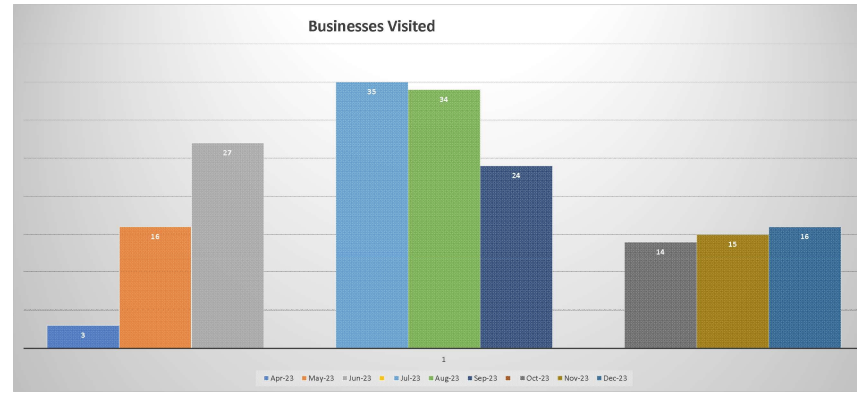
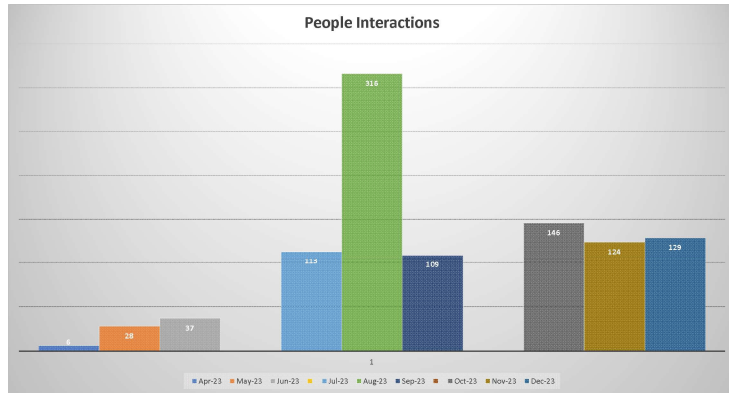


# Open Road Dashboard for April-June, July-September and October-December 2023

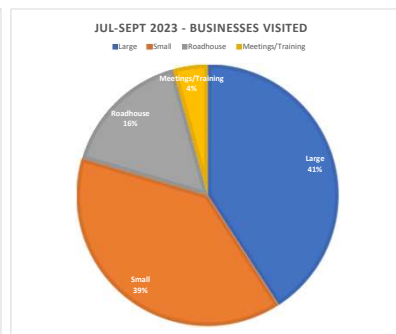
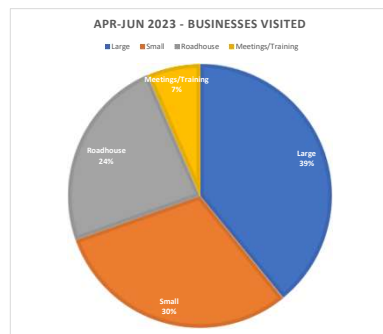


#### People Interactions

	Total	Group	Individuals
Oct-23	146	104	42
Nov-23	124	55	69
Dec-23	129	39	90
<b>Total</b>	<b>399</b>	<b>198</b>	<b>201</b>

#### Number of Times Areas Visited

	N & N-E	South	N-W
Oct	4	0	11
Nov	1	1	8
Dec	3	0	7
<b>Total</b>	<b>8</b>	<b>1</b>	<b>26</b>



### Topics Discussed During Interactions

- General RAW
- RAW intro
- Relationships
- Mental health
- Physical health
- Broad situational stressors
- Workplace
- Wellbeing Tips & Tricks
- Industry Specific issues and impact
- Rural Youth
- RAW Conversations
- Program Content
- Partnerships and Funding
- Worried about the uncontrollable
- Suicide
- Other